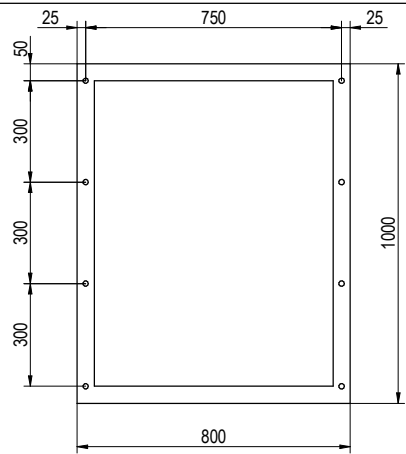


MODIFICATION :

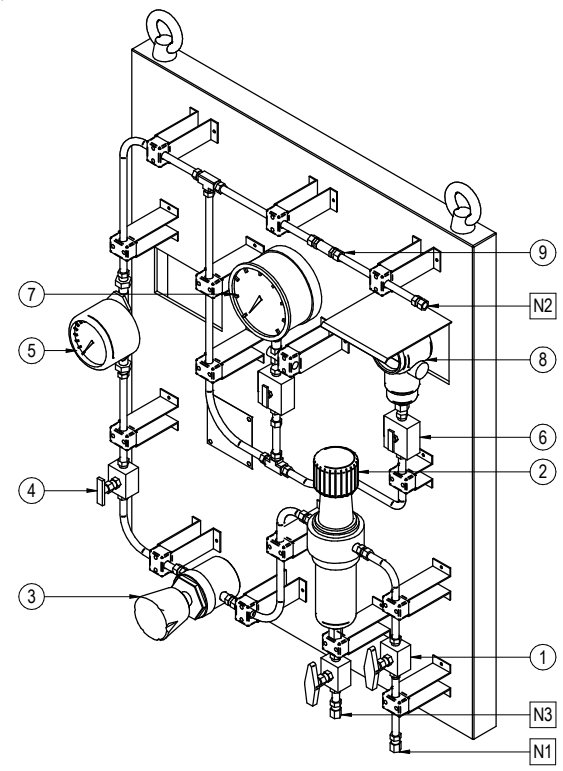
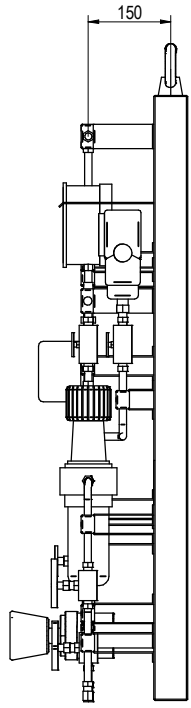
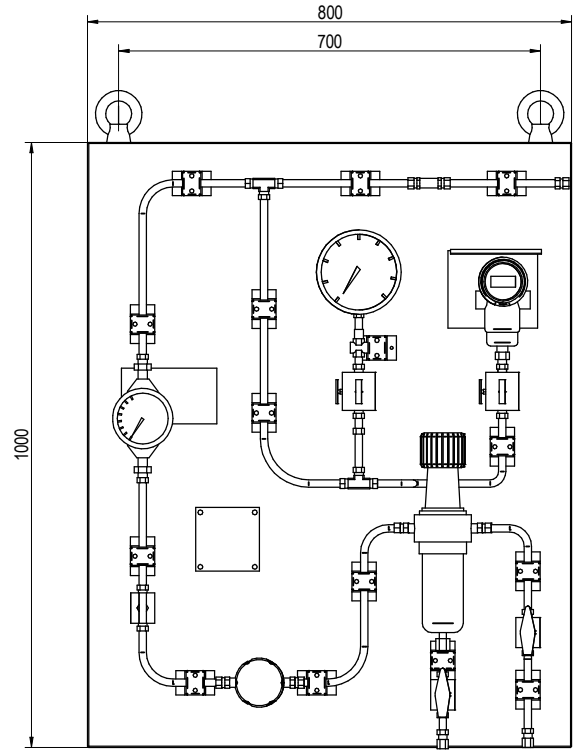
ORIGINAL ISSUED "A"

DWG NO:

F-ST006-P74



MOUNTING DETAILS



BILL OF MATERIAL				
ITEM	DESCRIPTION	MANUFACTURE	MATERIAL	QTY
1	BALL VALVE 1/2"	SWAGelok	SS 316/L	2
2	COALESCING FILER WITH DRAIN VALVE, 1/4"	TESCOM	SS 316/L	1
3	PCV 1/2"	TESCOM	SS 316/L	1
4	NEEDLE VALVE	SWAGelok	SS 316/L	1
5	FLOW TRANSMITTER	KROHNE	SS 316/L	1
6	TWO VALVE MANIFOLD	SNEIDER	SS 316/L	2
7	PRESSURE INDICATOR 6" DIAL SIZE	WIKA	SS 316/L	1
8	PRESSURE TRANSMITTER	EMERSON	SS 316/L	1
9	CHECK VALVE 1/2"	SWAGelok	SS 316/L	1

CONNECTION DETAIL		
DESCRIPTION	STANDARD	MATERIAL
N1 N2 INLET	1/2" NPT	SS 316/L
N2 N2 OUTLET	1/2" NPT	SS 316/L
N3 DRAIN	1/2" NPT	SS 316/L

INSTRUMENT DETAIL						
REF	DESCRIPTION	MAKE	MODEL	MATERIAL	UNIT	QTY
03	PCV 1/2"	TESCOM	SG3	SS 316/L	Psig	1
05	FLOW TRANSMITTER	KROHNE	TD H250 M40	SS 316/L	Nm3/h	1
07	PRESSURE INDICATOR 6" DIAL SIZE	WIKA	233.3	SS 316/L	Psig	1
08	PRESSURE TRANSMITTER	EMERSON	2051TG	SS 316/L	Psig	1

DESIGN DATA	MATERIAL
API PLAN - 74	SYSTEM
CODE -	PIPES ASTM A312 TP316/L
	FITTINGS ASTM A312 TP316/L
WELDING PROCEDUR -	FLANGES ASTM A312 F316/L
DESIGN PRESSURE - 290 Psig	STUD BOLT ASTM A193 Gr 88M CLASS 1
DESIGN TEMPERATURE - 212 °F	NUTS ASTM A194 Gr 8M
AIR TEST - 319 Psig	GASKETS SPRAL WOUND SSS316+GRAPHITE FILLER
CORROSION ALLOWANCE - 0	PIPE & PIPE FITTINGS SS 316
WEIGHT - ~ 140 KG	INSTRUMENT VALVE SS 316/L (WETTED)
	THREAD SEALING LOCITITE 577
	PANCL SS304

CONSTRUCTION	
PIPING	: SA13 TP 316/L, 1/2" x 0.065" WALL THICKNESS
PIPES	: SA13 TP 316/L
FLANGES	: SA182 F 316/L (IF APPLICABLE)
FITTINGS	: SA 403 WP316/L, TUBE FITTING / THREADED

CUSTOMER DATA	
PROJECT	JAMBARAN & TIUNG BIRU PROJECT
CUSTOMER	PT. BUMI CAHAYA UNGGUL
E.P.C	
END USER	PT. PERTAMINA EP
LOCATION	INDONESIA
API PIPING PLAN /QTY	P74/ 2 NOS
SPECIFICATION	SEAL SUPPLY SYSTEMS (PLAN 53B, API 682 4TH EDITION)

NTS	SH	DD	YU	25-06-2020	DRAWING	A
SCALE	BY	CHKD	APPD	DATE	DESCRIPTION	REV
TITLE: JTB - PLAN74 (241-P9038 A/B)						DESIGN
FILE REFERENCE:						FSDI
						MM

SHT NO.		ISSUE	
1	OF 1	A	

All intellectual property rights (including but not limited to copyright and design rights whether registered or unregistered) in relation to this drawing together with the information contained in this drawing (including but not limited to know-how and confidential information) is proprietary to fluidsciencedynamics. Reproduction (whether in whole or in part) or use in any way whatsoever of this drawing or of any information contained therein is prohibited except with the prior written consent of fluidsciencedynamics. All rights in relation to this drawing are reserved.



DWG NO:

F-ST006-P74